

## UNDERSTANDING PAIN AND PERSISTENT PAIN

There is compelling research that suggests that having a good understanding of pain based on the available science can aid recovery from injuries and persistent (chronic) pain situations.

So how does this work?

### ***Pain vs nociception***

The nervous (or neurological) system has fibres all over the body and skin that sense things. But what is it that they sense? Actually they do not sense or transmit 'pain' directly. They only sense changes in either pressure or temperature ie: from injury, injury-related chemicals and swelling, and changes in body 'wear' (also called degeneration).

These sensory fibres are called *nociceptors*.

(Pronounced: Noh-see-septors – it is easier to pronounce the word PAIN!)

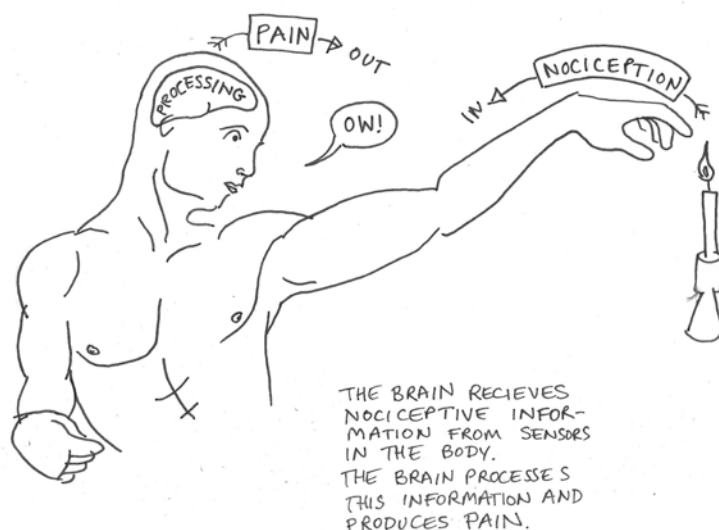
Having sensed these potentially damaging stimuli, nociceptors create very rapid long-ranging electrical signals that are relayed through the spinal cord to higher brain centres. This electrical signal activity is called NOCICEPTION.

When these messages are received in the brain, various areas in the brain work together like an extraordinarily powerful computer processor (also incredibly quickly) to try to work out how much danger you and your body tissues are in.

If this process determines that danger is present, the brain then creates a complex variety of responses including the beginning of the healing response. As part of this protective response it also produces unpleasant sensory, emotional and psychological experiences that are what we then perceive as PAIN.

This pain response is actually part of the brain's attempt to protect us from further injury.

- Nociception is the INPUT part ie: signals to the brain.
- Pain is the OUTPUT part ie: signals to the body and other parts of the brain and nervous system.



NB: As stated, pain is a protective mechanism and so it is a GOOD thing. A small number of people have been identified who genetically lack the wiring for pain. These people end up with multiple deformities due to unprotected injuries that become further damaged.

### ***Damage and pain aren't always related***

Now, the really interesting thing that research has discovered is that PAIN can be created by the brain without any NOCICEPTION input at all.

The brain can create a pain response even if it just thinks that there is danger present!

And also quite often the amount of pain that the brain creates is out of proportion to the amount of input nociception, depending on many factors.

Finally, pain can persist long after injury healing is complete and after the tissues have re-adapted if danger or any threat is still perceived for ANY reason.

So -

*\*\*\* Pain will be present and persist as long as the brain perceives that there is danger present \*\*\**

This process is also influenced by individual genetic and psychosocial factors, the context of the problem and past experiences. In actual fact, in the majority of the situations it is the CONTEXT of an injury that is the best predictor of the overall outcome and not the structural changes discovered.

For example, this is one of the biggest reasons why people recover comparatively very well in a 'sporting' context, yet relatively very poorly if in a 'compensation' context. Studies show that if people simply have someone to blame for their injury, chronic pain is more likely to result. This pain is similarly very 'REAL'; it is not imagined.

ALSO - most people can think of either personal experiences or stories that illustrate situations where pain was not felt but a significant injury was present. An injury like this was either not associated with fear ie: there was no awareness that it happened, or the situation was such that not having a fear response and not producing pain was a more important priority (eg: for survival) at that time.

### ***Neuropathic Pain***

Neuropathic (Nyoo-row-pathic) pain usually refers to a situation where nerves are physically damaged or compressed. This type of pain is more susceptible to amplification, probably because of direct nerve involvement. Like degeneration and disc injury, we will often see nerve compression on scans with minimal pain and in the absence of pain altogether.

### ***Scans don't tell the whole picture***

Certainly most doctors will agree that what they see in patients and what is generally seen on x-rays and scans does not correlate all that well at all with how people actually feel.

SO –

people can feel lots of pain and have very little to see on examination and on scans / other investigations,

AND ALTERNATIVELY –

people can have no or little pain and have much to see that looks damaged or worn out (degenerative) on scans,

AND-

There is everything in between as well!!

THEREFORE-

It is VERY important to look at the whole situation and not just worry about the scan.

IN FACT-

If you worry excessively about the scan YOUR PAIN WILL LIKELY BE WORSE!! And now you know why ...

\*\*\* because FEAR / CONCERN / CONFUSION influences PAIN more than anything else \*\*\*

The body is usually an AMAZING healing and adaptational machine, but this works best if the body and the brain are working together. The great majority of injuries heal very well and the very great majority of degenerative, 'wearing out' conditions either DON'T result in pain or only produce pain for short periods of time while the body and the brain re-adapt to the changed situation.

*ALL degenerative structural changes can be observed in people with LITTLE or NO symptoms*

There is no evidence that the discovery of degenerative changes has any positive connection to future pain outcomes. Degenerative changes are normal changes that we all have as we grow older. The vast majority of such changes cause NO symptoms or minor symptoms, so it is not a DISEASE at all by definition despite very commonly being described as 'degenerative disease' by health experts.

So be very wary if you are told otherwise as this information will probably just worry you needlessly and then it is quite likely that your pain will be worse.

It is interesting that despite advances in technology, therapy options and surgical innovations in the past two to three decades, persistent spinal and other musculoskeletal pain has increased substantially in the same period especially in Western Society and across age groups. This implies that we have a problem with our current approach.

### ***How is this all happening? The brain's hand on the pain dial***

Positive information and a positive context can facilitate a PLACEBO effect. Most people know placebo as a "sugar tablet" and know that this can produce a positive response despite being inert ie: having no active ingredients. Placebo studies have shown that this is not just a psychological effect but results in actual physiological changes which can be measured!

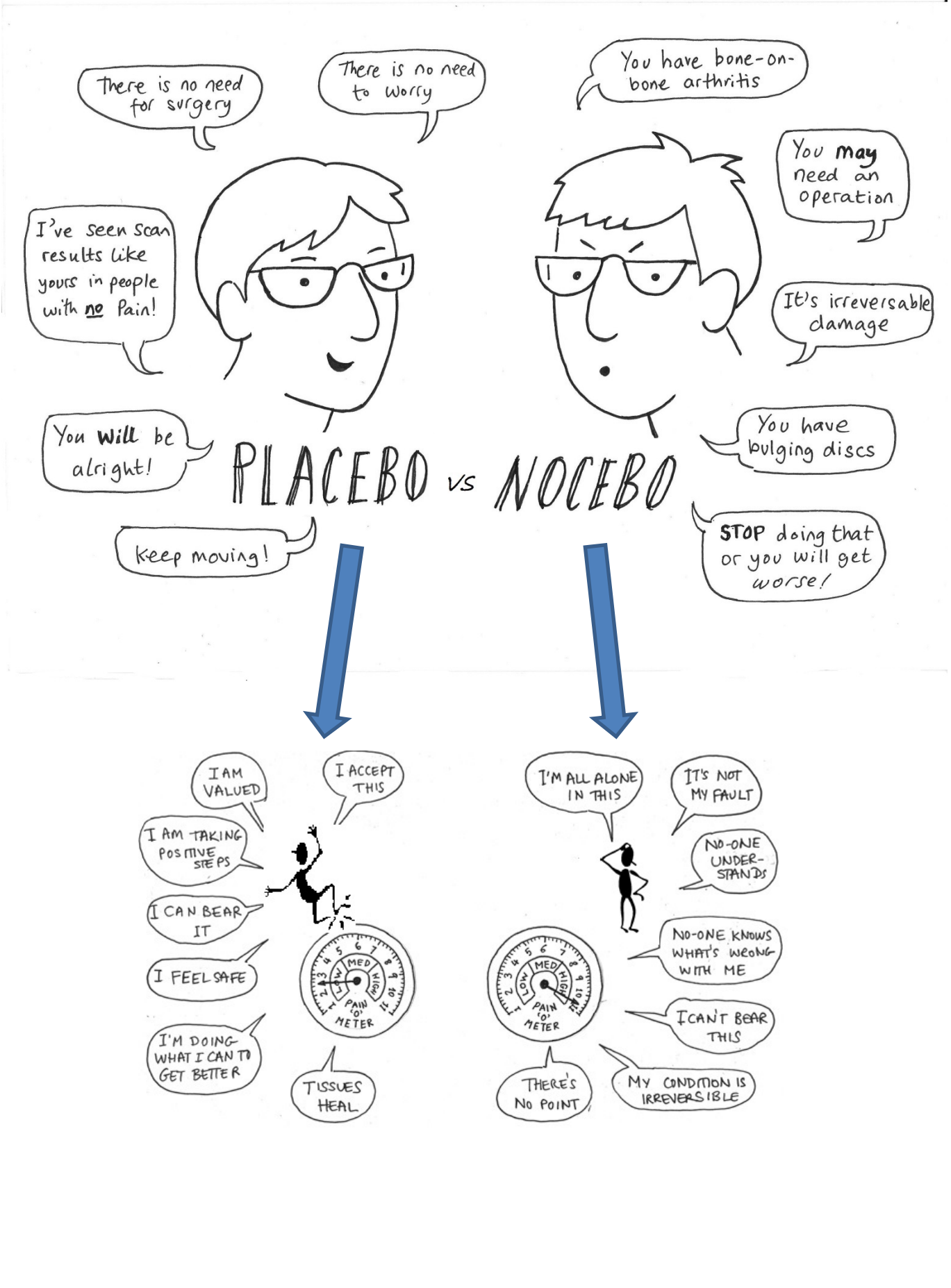
BUT – placebo has an evil twin brother called ***NOCEBO !!*** ie: the opposite occurs.

A negative context or negative information can create the opposite psychological / physiological response which can result in alteration to neurotransmitters (nervous system chemicals), changes in the immune system, increased inflammation, AND PAIN.

UNFORTUNATELY, the current orthopaedic medical system contains quite a lot of NOCEBO information. 'Expert' opinion may, and often does, contain scientifically questionable conclusions and speculations which are perceived as factual by patients, and this can be a problem if inaccurate and / or feeding into the CONCERN / PROTECTIVE component of pain unnecessarily.

\*\* In reality, in the vast majority of cases, the human body is a WONDERFUL adapting and healing machine \*\*

BUT I REPEAT, for this to happen optimally, THE MIND AND THE BODY HAVE TO BE WORKING TOGETHER AS A TEAM.



## **PAIN SENSITISATION & NEUROPLASTICITY**


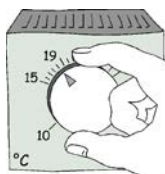
UNFORTUNATELY the longer and more persistent the PAIN is, the better your brain is at creating and amplifying the pain experience for you. This is like a broken central heating thermostat system that keeps warming up the house because it is not reading the temperature properly. It is called SENSITISATION.

This eventually changes and becomes an imprecise process which explains why the pain often seems to change, 'spread' and 'amplify'.

NB: This pain can also be remarkably resistant to almost all forms of management, even very strong painkillers including morphine.

BUT, the best way this can be turned around safely is to first understand pain and then be guided through your rehabilitation program progressively, with perspective and confidence that no harm is being done, and to 'NORMALISE' your activity as much as possible.

The process of NEUROPLASTICITY describes the way in which the brain's neural connections and pathways can be altered as an effect of environmental (the 'CONTEXT') & behavioural factors, thinking & emotions, as well as by changes resulting from bodily injury. This can occur in a negative way and able to result in persistent sensitised pain, but it can also be facilitated to occur in a positive direction and reverse the situation reducing and de-sensitising pain back to normal protective levels.



## References & Resources

There are many available scientific language references for the information provided here – these are available on request.

Some very useful patient resources and links to explore this area further are:

- “Explain Pain” book available via <http://www.noigroup.com/en/Product/EPBII>
- “The Pain Book. Finding hope when it hurts” - Siddall, McCabe & Murray Available online via eg: Amazon Books
- “Why Do I Hurt? And other resources by Adriaan Louw  
via: <http://www.optp.com/Neuroscience#.VYIlpE0w-pp>
- <http://www.instituteforchronicpain.org/understanding-chronic-pain/what-is-chronic-pain>
- A recent press release about the NOCEBO effect via
- - <http://www.smh.com.au/lifestyle/life/the-nocebo-effect-can-our-thoughts-kill-us-20150302-13tdjl>

### VIDEO LINKS:

- “Understanding pain in less than 5 minutes” via - [https://www.youtube.com/watch?v=C\\_3phB93rvI](https://www.youtube.com/watch?v=C_3phB93rvI)
- “Why Things Hurt” - Lorimer Moseley (TEDxAdelaide)  
via - <https://www.youtube.com/watch?v=gwd-wLdIHjs>
- The Secret World Of Pain - BBC Documentary via <https://www.youtube.com/watch?v=JpucvTMa-l>
- A film on the Mind / Body Connection and general health consequences available for purchase via - <https://www.theconnection.tv/the-film/>
- “The Mystery of Chronic Pain” - Elliot Krane:  
[https://www.ted.com/talks/elliott\\_krane\\_the\\_mystery\\_of\\_chronic\\_pain?language=en](https://www.ted.com/talks/elliott_krane_the_mystery_of_chronic_pain?language=en)
- “Neuroplasticity: The Changing Brain” via: <https://www.youtube.com/watch?v=1OJU5XaXfG>
- “Placebos & Nocebos: How Your Brain Heals and Hurts You” -  
<https://www.youtube.com/watch?v=rtPe5IsoHXY>
- “The Power of the Placebo” - BBC Documentary via <https://www.youtube.com/watch?v=xrySnltOlqA>
- “Low Back Pain”- Doc Mike Evans via: <https://www.youtube.com/watch?v=BOjTegn9RuY>

## **PAIN IN THE SPINE**

Spinal pain, and in particular low back pain, is a good common example of how things can go wrong.

Firstly, it is possible to have all the scans completely normal and yet pain occurs and persists. There may be a stigma associated with this pain and in certain circumstances there may be insinuations about the legitimacy of the complaint. This is a particular problem in compensation cases where there is often a perception of blame. Studies show that injuries in the setting of having someone or something at fault are associated with worse outcomes!

Next, people with identical changes in their spines shown on scans may have totally different pain experiences. In all cases the back problem may be sending out moderate signals, but each person has a different pain experience. Factors that affect pain expression include sleep disturbance, fatigue, depression, stress, worry, previous pain experience, family or work pressures and medications.

Finally, even when advanced changes can be shown on scans, frequently there is no pain. Over the age of 20 our bodies start to age (otherwise known as degeneration). The spine too undergoes changes involving the discs and the side 'facet' joints that show up gradually. About 30% of the population shows such changes by the age of 30 with early signs of disc space narrowing and by age of 40, 50% of the population shows changes, including osteoarthritic changes of the facet joints and disc bulges, with no symptoms or awareness.

As the joints degenerate/age we gradually lose our flexibility. It may be that some change or sudden trauma stirs up / strains an already stiff degenerative joint; in other instances pain comes on gradually.

The interesting thing is that even when the pain is severe and the protective spasm sets in, scans cannot reliably detect the actual injured 'spot' in the spine. The changes can be small, invisible or non-specific. So, it is probably like having a 'small noise' next to a very large 'amplifier'.

If you are told that you have 'prolapsed a disc' or similarly that your back is in really bad shape, it is simply most often not relevant to your pain. It could have easily been, and probably was, there before your pain started.

These days many people are told their backs are 'unstable'. This is a concept which is not black and white and there is not much agreement on what it even means. Studies show that such 'instability', even when seen on scans as defects in the bones and vertebrae that aren't in a straight line, is present in as many as 11% of younger and middle aged people who do not know it is there and it doesn't change significantly with time.

However, all this information does is create concern and fear regarding the consequences, which then sets up the scene for amplified and potentially long lasting and disabling pain outcomes.

NB: There is research emerging that doing scans in similar situations are associated with WORSE outcomes, not better ones and that is a major concern. The likely reason for this result is that the findings create unnecessary anxiety if not interpreted properly, making the brain think that there is much more danger than there actually is in reality.

As stated before, what we also know is that the longer you have spinal pain, the more it tends to spread to nearby areas via neuroplasticity changes and sensitisation of the nervous system. Over time it can even spread from one side of the body to the other side and up and down the spine. Interestingly it can also spread to wider areas of the body as well. There are many names and theories for this type of result including the description 'fibromyalgia', but it is all probably happening via a similar process.

This type of sensitised pain is more often poorly responsive to medication; even very strong and potentially addictive painkillers. If your brain and nervous system are sensitised and create this type of protective pain for you, then it does not behave like normal pain and does not respond predictably to treatment including surgery. Surgery can create a worse pain outcome even if structurally successful; this is then called 'failed spinal surgery syndrome'.

## ***Myth busting***

There are a lot of myths regarding chronic / persistent pain - here are a few answers.

### ***1. Degeneration is always progressive and the pain can only get worse.***

- Degeneration is usually painless and therefore there is a good chance that any pain will again settle once it re-adapts no matter how bad it 'looks'.

### ***2. If it hurts to move then it is better to rest.***

- Too much rest is harmful for the spine. Sometimes the protective pain will inhibit movement and then a vicious cycle results in progressive stiffness through avoiding activities causing more pain. It is better to try to stay as active as possible.
- Improving general fitness via regular aerobic exercise, not smoking and some weight loss if required is VERY beneficial, but it is probably best to get advice from an appropriate reassuring professional on how to progress if you are unsure..

### ***3. Regular manipulation or similar treatment can reverse the degeneration seen on x-rays.***

- No medical or other therapy can ever reverse degeneration, but a combination of therapies may help relieve stiffness and pain.

### ***4. Pain is a sign of damage. Severe pain must mean something is seriously wrong.***

- Pain is determined by the brain's perception of danger and is not proportional with tissue damage.

### ***5. Once pain has set in it will never go away.***

- This is NOT true at all unless in very unusual circumstances or if you believe it to be true.
- It is important even after a long period of pain to try and remain positive, and understanding how it all works can make a big difference to slowly switching off the 'protection'.
- Once you understand pain, other treatments then work better!
- Other treatments are emerging, including medications which assist to de-sensitise the nervous system. With my team at Brighton Spinal Group we aim to keep up to date with all the latest scientific research and keep you informed as new evidence based treatments emerge.

### ***6. Surgery will 'fix' the problem.***

- Surgery changes the structure; it doesn't restore it to 'normal'.
- Surgery unavoidably creates varying degrees of scar tissue extending all the way to the skin. This can and does produce nociceptive and neuropathic input to pain.
- A few accepted orthopaedic surgical procedures have now been subjected to 'fake surgery' comparisons with similar outcomes ie: a placebo effect when success is perceived. Most operations have not been studied in this way yet and may prove similarly ineffective.
- Surgery is not without its risks and complications that can be life changing and irreversible.
- Surgery can be structurally successful and pain can persist or even worsen. Now you know why.



## ***Where to from here? – pathways back to wellbeing***

### **1. EDUCATION:**

- The first and most important step is to understand what it is all about and have the full perspective on your condition. Hopefully you are on your way to that, then ...

### **2. ACTIVE REHABILITATION:**

- You've heard the term "use it or lose it". It is true! If we just lie around and rest all day our muscles wither away, our bones become brittle and our joints stiffen up. Regular exercise is important for the back and all other areas, even if you are feeling sore. The discs and other joints gain their nutrition through regular movement.
- Start a professionally guided and appropriately reassured rehabilitation program, increasing intensity progressively. Have confidence that no harm is being done, and commence 'normalising' your activity as much as possible.
- Initially it will probably hurt but with time it should gradually get easier. The physical therapists at this clinic can assist with an exercise program that is achievable or one of us can communicate appropriately with your local therapist after an initial assessment.
- Think of it in terms of a 'pain hill' that you need to climb to get to the other side. Just take small steps forward initially and don't make the pain hill 'too steep' (ie; stimulate too much pain) or you may simply roll backwards again.
- It is only through regaining movement, fitness, confidence and normality that pain can settle via a positive neuroplasticity process.
- Rather than looking too far ahead, this is best done by setting goals, achieving them, and then setting another goal.

### **3. DON'T IGNORE YOUR THOUGHTS OR EMOTIONS:**

- Being in pain is exhausting and stressful. If you have trouble coping, our experienced psychologists can help. Depression, sleep problems, over-eating, negative and catastrophizing thoughts are all features that almost inevitably accompany the persistent pain experience.
- People often think that their psychological problems are secondary to their pain and the pain must be fixed to fix the psychological problem. The opposite is probably true but at very least you cannot reliably fix one without the other. They are linked tightly together.

### **4. MEDICAL PROCEDURES, TREATMENT & MEDICATION MAY BE PART OF YOUR RECOVERY:**

- Sometimes the pain is just too great to move much and injections, manual therapy or pain medication may be needed to reduce the spasm and take the edge of the pain. These interventions are rarely a cure; they just reduce the pain and spasm and allow movement which in turn stimulates the body to heal itself. The bottom line is that the body naturally tries to heal itself and by remaining positive and active we can help.
- *NB: If any new symptoms of concern develop, please bring these to our attention to check out fully. It is important to ensure that there is no major illness evident, as very rarely medical problems can present with generalised or persistent pain but usually with other symptoms as well. These may require specific investigation based on these new symptoms. BUT REMEMBER, these are rare so don't worry unnecessarily.*

### **5. TAKE YOUR PAIN INTO YOUR OWN HANDS:**

- The most important person who can help you is you. If you smoke or are excessively

overweight you need to try to take control and do something about it.

- Work on your mental health. Find what works for you to calm the mind. This is your journey and your personal preferences are the keys to your recovery. It might be that meditation, gentle yoga, nature walks or a hearty laugh with friends is your best way of 'normalising', reversing the pain neuroplasticity processes and getting the most out of your life. Don't just sit around doing nothing.
- There are broadly two relevant groups of people – 'victims' or 'survivors'. Don't be a victim and don't let the environment you find yourself in turn you into a victim. Surviving and thriving is much more difficult and hard choices need to be made.
- And always remember that pain is intended to protect you. However most often when pain persists in relation to your musculoskeletal system, it is there and can be very severe, but there is actually still nothing to protect you from.

\*\*\*\*\*

Any questions??  
Feel free to ask

**Dr. Kal Fried MBBS FACSP**

*Sports & Exercise Medicine Physician*

BRIGHTON SPINAL GROUP

441 Bay Street

BRIGHTON 3186

Ph: +61 3 95967211

E: [manager@brightonspinal.com.au](mailto:manager@brightonspinal.com.au)

